



1.

# Gramatičke strukture

## 1.1. Imenice / Nouns

A NOUN is a word which refers to a person, place, thing, idea, quality, or action.

### TYPES

There are five types of nouns:

- COMMON NOUNS: *book, cat, computer, mother, tree*
- PROPER NOUNS: *Croatia, London, Mr. Johnson, Angela, United Nations*
- CONCRETE NOUNS: *cake, clock, perfume, salt, water*
- ABSTRACT NOUNS: *happiness, time, intelligence, justice, beauty*
- COLLECTIVE NOUNS: *crowd, group, team, flock, herd*

### GENDER

- MASCULINE: *boy, man, nephew, husband, tiger*
- FEMININE: *girl, woman, niece, wife, tigress*
- NEUTER: *chair, house, piano, bird, spider*

### NUMBER: SINGULAR/PLURAL (REGULAR-IRREGULAR)

There are two numbers: singular and plural

Plural is formed:

- by adding **-S** to singular nouns: *car – cars, home – homes, minute – minutes, student – students, toy – toys*
- by adding **-ES** to nouns ending in **-CH, -S, -SH, -X, -O**: *church – churches, bus – buses, class – classes, brush – brushes, box – boxes, tomato – tomatoes*  
\*words of foreign origin and abbreviated words ending in **-O**, add only **-S**:  
*euro – euros, kilo – kilos, photo – photos, piano – pianos, soprano – sopranos*
- words ending in a **consonant followed by -Y, lose -Y and add -IES**:  
*baby – babies, country – countries, fly – flies, lady – ladies, party – parties, story – stories*
- words **ending in -F, -FE** lose **-f**, or **-fe** and add **-VES**: *calf – calves, half – halves, knife – knives, leaf – leaves, life – lives, scarf – scarves, wife – wives*  
**\*but**  
*chief – chiefs, cliff – cliffs, roof – roofs, safe – safes*
- irregular plural: *man – men, woman – women, foot – feet, goose – geese, tooth – teeth, mouse – mice, louse – lice, deer – deer, fish – fish, sheep – sheep, aircraft – aircraft, child – children, person – people*

**GENITIVE: 'S, S', PHRASE OF**

GENITIVE case is used to denote possession; it is also called 'possessive' case. It can be expressed in three ways:

- a) add **'S** to singular nouns and plural nouns that do not end in **-s**: *student's book, teacher's name, brother's room, people's money, women's shoes, children's games*
- b) add **'** to plural nouns that end in **-s**: *girls' dolls, boys' school, babies' clothes, ladies' room*
- c) **phrase OF: of + noun** (used mainly with things): *windows of the room, leg of the table, colour of the car*

## 1.2. Zamjenice / Pronouns

A PRONOUN is a word that can be used instead of a noun or a noun phrase.

**PERSONAL PRONOUNS**

		SUBJECT	OBJECT
SINGULAR	First person	<i>I</i>	<i>me</i>
	Second person	<i>you</i>	<i>you</i>
	Third person	<i>he</i> <i>she</i> <i>it</i>	<i>him</i> <i>her</i> <i>it</i>
PLURAL	First person	<i>we</i>	<i>us</i>
	Second person	<i>you</i>	<i>you</i>
	Third person	<i>they</i>	<i>them</i>

**POSSESSIVE PRONOUNS**

SINGULAR	First person	<i>mine</i>	PLURAL	First person	<i>ours</i>
	Second person	<i>yours</i>		Second person	<i>yours</i>
	Third person	<i>his</i> <i>hers</i> <i>its</i>		Third person	<i>theirs</i>

## DEMONSTRATIVE PRONOUNS

- SINGULAR: *this, that*
- PLURAL: *these, those*

## INTERROGATIVE PRONOUNS

- *who(whom), whose, which, what*

## RELATIVE PRONOUNS

- *who, whom, which, whose, that*

## REFLEXIVE PRONOUNS

SINGULAR	First person	<i>myself</i>	PLURAL	First person	<i>ourselves</i>
	Second person	<i>yourself</i>		Second person	<i>yourselves</i>
	Third person	<i>himself herself itself</i>		Third person	<i>themselves</i>

## INDEFINITE PRONOUNS

- *all, some, any, one, anybody, anyone, somebody, someone, nobody, no one, everybody...*

## 1.3. Pridjevi / Adjectives

### POSSESSIVE ADJECTIVES

SINGULAR	First person	<i>my</i>	PLURAL	First person	<i>our</i>
	Second person	<i>your</i>		Second person	<i>your</i>
	Third person	<i>his her its</i>		Third person	<i>their</i>

## DEMONSTRATIVE ADJECTIVES

- SINGULAR: *this, that*
- PLURAL: *these, those*

## QUANTITATIVE ADJECTIVES

- DEFINITE: *one, two, five, twenty, etc.*
- INDEFINITE: *some, any, no; little/few; much/many; several, all, half, etc.*

## PARTICIPLE ADJECTIVES: -ING and -ED

- **-ING** (present participle): *boring, exciting, frightening, interesting, tiring*
- **-ED** (past participle): *bored, excited, frightened, interested, tired*

## COMPARISON OF ADJECTIVES (REGULAR, IRREGULAR)

### REGULAR ADJECTIVES

POSITIVE	COMPARATIVE	SUPERLATIVE
adjective	<b>+ER</b>	<b>THE + adjective +EST</b>
<b>one-syllable adjectives (SHORT adjectives)</b>	adjective <b>+ER</b>	<b>THE + adjective +EST</b>
old	old <b>ER</b>	<b>THE</b> old <b>EST</b>
shy	shy <b>ER</b>	<b>THE</b> shy <b>EST</b>
safe	saf <b>ER</b>	<b>THE</b> saf <b>EST</b>

### BUT!

short adjectives that end in a **vowel (a, e, i, o, u) + consonant = double the consonant +ER / THE ...EST**

big	bi <b>GG</b> er	<b>THE</b> bi <b>GG</b> est
hot	ho <b>TT</b> er	<b>THE</b> ho <b>TT</b> est
fat	fa <b>TT</b> er	<b>THE</b> fa <b>TT</b> est

### adjectives ending in **-Y = Ȳ → I + ER / THE ...EST**

heavy	heav <b>IER</b>	<b>THE</b> heav <b>IE</b> st
happy	happ <b>IER</b>	<b>THE</b> happ <b>IE</b> st
noisy	nois <b>IER</b>	<b>THE</b> nois <b>IE</b> st

adjectives with 2 or more syllables (LONG adjectives)	MORE + adjective	THE MOST + adjective
boring	MORE boring	THE MOST boring
expensive	MORE expensive	THE MOST expensive
exciting	MORE exciting	THE MOST exciting

IRREGULAR ADJECTIVES		
GOOD	BETTER	THE BEST
BAD	WORSE	THE WORST
FAR	FARTHER FURTHER	THE FARTHEST THE FURTHEST
LITTLE	LESS	THE LEAST
MUCH/MANY	MORE	THE MOST

### COMPARISON OF EQUALITY (AS/SO...AS ) is used with POSITIVE FORM

- AFFIRMATIVE: **AS** + adjective + **AS** + adjective  
*as beautiful as intelligent*  
*as fast as expensive*
- NEGATIVE: **NOT AS** / **NOT SO** + adjective.....**AS** + adjective  
*not so beautiful as intelligent*  
*not as fast as expensive*

## 1.4. Prilozi / Adverbs

### TYPES

- PLACE: describe WHERE something happens  
*nearby, here, there, outside, in New York*
- TIME: describe WHEN something happens
  - DEFINITE: *now, then, today, tomorrow, tonight, yesterday, annually, daily, hourly, monthly, weekly, yearly*
  - INDEFINITE: *always, constantly, frequently, generally, normally, often, rarely, sometimes, usually, already, before, early, just, since, soon, yet*

## 1.5. Članovi / Articles

### INDEFINITE ARTICLE: A / AN

A+ consonant sound (*a book, a window, a car*)

AN + vowel sound (*an egg, an apple, an orange*)

**\*but**

*a European Union*

*a university*

*an hour*

• USE:

- only with singular, countable nouns
- when we mention something for the first time
- when we do not know exactly who/what the action is about
- for describing in a phrase with an adjective (*It is a lovely day*)
- with jobs (*She is a doctor.*)
- for classifying (*Cosmopolitan is a magazine.*)

### DEFINITE ARTICLE: THE

• USE:

- with singular, plural, countable or uncountable nouns
- second, third and every other mention of something
- when we know who/what the action is about
- when there is only one of the things we mention (*the Pope*)
- with superlative adjectives (*the strongest man*)
- before: only, next, last, same
- before ordinal numbers: first, second, third
- with some place names: names of deserts, seas, rivers, oceans, expressions with Kingdom/Republic (*The United Kingdom, The Republic of China*), plural names of countries (*The Netherlands*), plural names of mountains (*The Rocky Mountains*), with some city names and city quarters (*the Hague and The Bronx*), with main roads and numbered roads (*The M6 motorway*)

### ZERO ARTICLE

• We do not usually use articles with:

- a plural noun to express a general meaning  
*Most young children like dogs.* → dogs = all dogs
- names of towns, countries, lakes, regions ending with the name of a continent or country (*Western Australia*)
- with days of the week, months, seasons, years, meals, special times of the year (*Christmas*), names of people

## 1.6. Brojevi / Numbers

### CARDINAL NUMBERS

1	one	30	thirty
2	two	40	forty
3	three	50	fifty
4	four	60	sixty
5	five	70	seventy
6	six	80	eighty
7	seven	90	ninety
8	eight	100	one hundred
9	nine	200	two hundred
10	ten	300	three hundred
11	eleven	400	four hundred
12	twelve	500	five hundred
13	thirteen	600	six hundred
14	fourteen	700	seven hundred
15	fifteen	800	eight hundred
16	sixteen	900	nine hundred
17	seventeen	1000	one thousand
18	eighteen		
19	nineteen		
20	twenty		

### ORDINAL NUMBERS

We form most ordinal numbers by adding **-TH** to the cardinal number and making some changes in the spelling.

1	first	8	eigh <b>TH</b>	15	fifteen <b>TH</b>
2	second	9	nin <b>TH</b>	16	sixteen <b>TH</b>
3	third	10	ten <b>TH</b>	17	seventeen <b>TH</b>
4	four <b>TH</b>	11	eleven <b>TH</b>	18	eighteen <b>TH</b>
5	fif <b>TH</b>	12	twelf <b>TH</b>	19	nineteen <b>TH</b>
6	six <b>TH</b>	13	thirteen <b>TH</b>	20	twentie <b>TH</b>
7	seven <b>TH</b>	14	fourteen <b>TH</b>		

## 1.7. Prijedlozi / Prepositions

**TIME:** AT, ON, IN, FROM...TO, UNTIL, BY, FOR, DURING, WHILE

AT	ON	IN
<ul style="list-style-type: none"> <li>◦ <b>clock time</b> <i>at 2 p.m., at noon</i></li> <li>◦ <b>meals</b> <i>at lunchtime, at dinner</i></li> </ul>	<ul style="list-style-type: none"> <li>◦ <b>days</b> <i>on Monday, on Sunday</i></li> <li>◦ <b>dates</b> <i>on March 21, on July 4</i></li> <li>◦ <b>day + morning/afternoon/evening</b> <i>on Tuesday morning, on Friday afternoon</i></li> </ul>	<ul style="list-style-type: none"> <li>◦ <b>weeks</b> <i>in the first week of June</i></li> <li>◦ <b>seasons</b> <i>in summer</i></li> <li>◦ <b>months</b> <i>in April, in May</i></li> <li>◦ <b>years</b> <i>in 1998, in 2011</i></li> <li>◦ <b>centuries</b> <i>in the 21<sup>st</sup> century</i></li> </ul>

**Fixed expressions:**

*at the weekend*  
*at Christmas*  
*at Easter*

**PLACE:** AT, ON, IN

AT	ON	IN
<ul style="list-style-type: none"> <li>◦ <b>meeting place</b> <i>at John's office</i></li> <li>◦ <b>address</b> <i>at 34 Hill Road</i></li> <li>◦ <b>point on a journey</b> <i>at Frankfurt</i></li> <li>◦ <b>for things that people do or places where they do them</b> <i>at a basketball match, at a restaurant, at a party, at work, at the station, at the theatre</i></li> </ul>	<ul style="list-style-type: none"> <li>◦ <b>the floor of a building</b> <i>on the first floor</i></li> <li>◦ <b>on a street</b> <i>on Fifth Avenue</i></li> <li>◦ <b>a road or river</b> <i>on the Seine</i></li> <li>◦ <b>with 2-dimensional surfaces like floors, tables, walls or ceilings</b> <i>on the floor, on the ceiling</i></li> </ul>	<ul style="list-style-type: none"> <li>◦ <b>rooms</b> <i>in the kitchen</i></li> <li>◦ <b>towns/countries</b> <i>in London, in England</i></li> <li>◦ <b>3-dimensional spaces like boxes, bags, etc.</b> <i>in the fridge, in the box</i></li> </ul>

**Fixed expressions:**

*on a bus/train/plane/ship*

*in a car/taxi*

## CAUSE

- express WHY something is happening: BECAUSE OF, FOR

## MOVEMENT

- express WHERE something is going : TO, UP, DOWN, ACROSS, ALONG, INTO, OFF, OVER, OUT OF, PAST, ROUND, THROUGH, UNDER

## 1.8. Veznici / Conjunctions

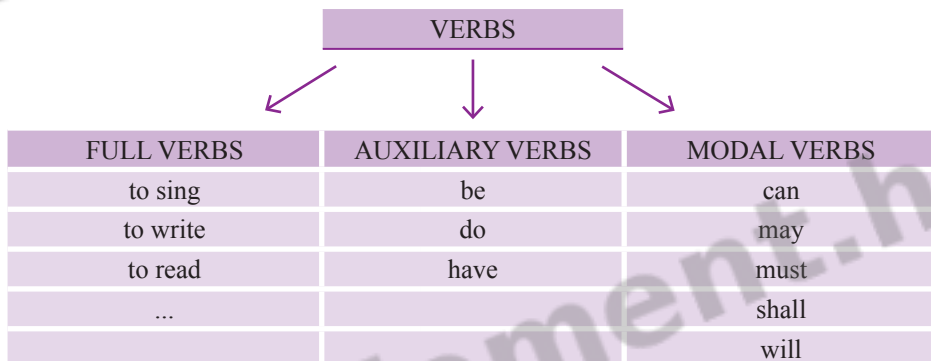
### CO-ORDINATING CONJUNCTIONS

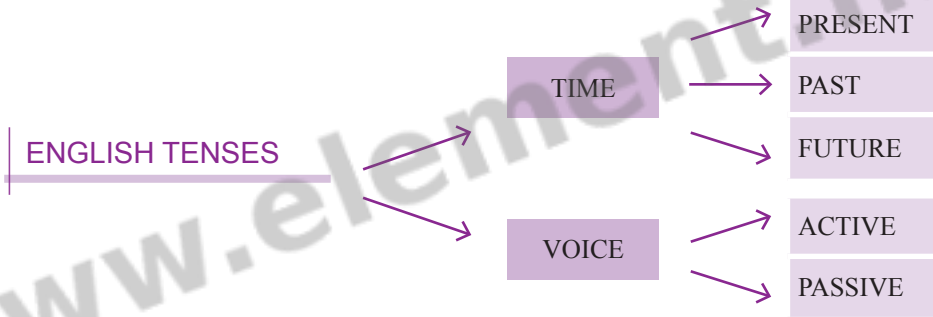
- and, but, or, nor, for, yet, so

### SUBORDINATING CONJUNCTIONS

- although, because, since, unless

## 1.9. Glagoli / Verbs





THE ENGLISH TENSE SYSTEM					
ACTIVE subject + verb + object			PASSIVE object + verb + subject		
	SIMPLE	CONTINUOUS		SIMPLE	CONTINUOUS
PRESENT	write(s)	am/is/are writing	PRESENT	am/is/are written	am/is/are being written
PAST	wrote	was/were writing	PAST	was/were written	was/were being written
PRESENT PERFECT	have/has written	have/has been writing	PRESENT PERFECT	have/has been written	/
FUTURE SIMPLE	will write	/	FUTURE SIMPLE	will be written	/

## QUESTIONS

- YES/NO QUESTIONS: auxiliary verb (do/does/did/have) + subject
  - Are you tired?*
  - Were you in school yesterday?*
  - Have you seen that film?*
  - Does he speak English?*
  - Did they write their homework?*
- WH – QUESTIONS: WH word + auxiliary verb + subject
  - WH words: who, what, when, where, which, whose, why, how
  - WHAT/WHICH/WHOSE + NOUN: what film, which colour, whose book
  - HOW + ADJECTIVE/ADVERB: how tall, how big, how long, how often
    - Who did you go out with?*
    - When were you in London?*
    - What car did you buy?*
    - Where did you meet?*
    - How often do you study English*

## SUBJECT/OBJECT QUESTIONS

### • SUBJECT QUESTIONS

- when the question word (WHO/WHAT) refers to the subject:
  - the word order does not change
  - there is no inversion
  - we do not use *do/does/did*

subject                      subject  
Jane likes reading. **WHO** likes reading?


### • OBJECT QUESTIONS

- when the question word (WHO/WHAT) refers to the object:
  - the word order changes (inversion)
  - we use *do/does/did* + infinitive to make questions

object      object  
Jane likes reading. **WHAT** does Jane like?

## 1.10. Verb patterns

When two verbs are together, the first one determines the form of the second.



### VERBS + TO INFINITIVE

agree	attempt	decide	prepare	<b>+ TO INFINITIVE</b>
aim	beg	hope	promise	
arrange	choose	offer	want	
ask	claim	plan	wish	

### VERBS + ING FORM (GERUND)

admit	detest	give up	resent	<b>+ ING FORM (GERUND)</b>
avoid	dislike	imagine	save	
consider	enjoy	mention	suggest	
delay	excuse	practice	tolerate	
deny	finish	put off		

## 1.11. Reported speech

### reporting verb in the PRESENT

- no change in the tense of the reported sentence

### reporting verb in the PAST

- verbs of the reported sentence shift one tense back

### VERB TENSE CHANGE

DIRECT SPEECH	→	REPORTED SPEECH
Present Simple		Past Simple
Present Continuous		Past Continuous
Present Perfect		Past Perfect
Past Simple		Past Perfect
Past Continuous		Past Perfect Continuous
Past Perfect		No change possible
Past Perfect Continuous		No change possible
Will		Would
Am/is/are going to	→	Was/were going to
Can		Could
Must		Had to
Have to		Had to
Shall		Should
Should		Should
Would		Would
Could		Could

### PRONOUNS CHANGE

I	→	he, she
we	→	they
my	→	his, her
our	→	their

## ADVERBS CHANGE

here	→	there
now	→	then, at that time
today	→	that day, on Monday, etc.
tonight	→	that night
yesterday	→	the day before
tomorrow	→	the next/following day
this week	→	that week
last week	→	the week before
next week	→	the next/following week
an hour ago	→	an hour before/earlier

## REPORTED STATEMENTS

- verbs, pronouns, and adverbs change

Mark: **I** am leaving **tomorrow**.

Mark said that **he** was leaving **the next day**.

## REPORTED QUESTIONS

- no inversion, verbs, pronouns and adverbs change

Ann: *How much is that dress?*

Ann asked how much that dress was.

Tom: *Where did you buy that book?*

Tom asked me where I had bought that book.

## REPORTED COMMANDS

- requests, offers, advice

REPORTING VERB + PERSON + TO INFINITIVE

Teacher: *Open the window!* → Teacher asked me **TO OPEN** the window.

Policeman: *Put your hands in the air!* → Policeman ordered me **TO PUT** my hands in the air.

Teacher: *Don't open the window!* → Teacher told me **NOT TO OPEN** the window.

Policeman: *Don't move!* → Policeman told me **NOT TO MOVE**

## 1.12. Syntax

### SIMPLE SENTENCE

- one verb (transitive/intransitive)
- structure: subject + verb + object (+ complement + adverbial)

### COMPOUND SENTENCE

- two independent clauses joined by a coordinator
- coordinators: *for, and, nor, but, or, yet, so*

### COMPLEX SENTENCE

- one main clause (finite verb) + subordinate clauses
- subordinators: *because, since, although, after, etc.*

### RELATIVE CLAUSES

- modify noun or pronoun
- introduced by relative pronouns

### CONDITIONAL CLAUSES

- structure: main clause + IF clause
- when IF clause precedes the main clause, it must be followed by a comma (,)

TYPES	FORM
0	PRESENT SIMPLE + IF + PRESENT SIMPLE (Water boils if you heat it to 100 degrees.)
1	WILL-INFINITIVE + IF + PRESENT SIMPLE I will go home if you don't tell me the truth.
2	WOULD-INFINITIVE + IF + PAST SIMPLE I would go to Spain if I won the lottery

[www.element.hr](http://www.element.hr)

[www.element.hr](http://www.element.hr)

[www.element.hr](http://www.element.hr)



2.

# Čitanje s razumijevanjem

## 2.1. Prvi niz zadataka (Task 1)

### Uvod u prvi niz zadataka

Prvi niz zadataka (Task 1) sastoji se od kratkih poruka ili obavijesti nakon kojih slijede zadaci povezivanja. Cilj je ovog zadatka provjeriti razumijevanje osnovnog smisla, odnosno glavne ideje teksta.

Za uspješno svladavanje ovog niza zadataka važno je pažljivo pročitati tekst imajući na umu sadržaj teksta. Od ispitanika se traži osnovno razumijevanje teksta, što znači da su informacije koje će se tražiti u zadacima koji slijede uvijek eksplicitno izražene. Međutim vrlo često su izražene sinonimima ili izrazima sličnim glavnoj ideji poruke, tj. prenose isti smisao originalne poruke/obavijesti samo izrečen na drugačiji način. Stoga je vrlo važno znati razumjeti poruku ili obavijest, tj. ne obraćati pozornost na svaku riječ, nego gledati poruku ili obavijest u cjelini te iz nje izvući osnovno, odnosno glavno značenje, te zatim prepoznati koji od ponuđenih odgovora izražava to značenje.

Pri odgovaranju na zadatke, treba najprije pažljivo pročitati pitanje i sve zadatke koji se traže, a zatim potražiti odgovor u tekstu. Kod pronalazjenja odgovora ne treba pokušavati pronaći riječi ili izraze identične onima koji se nalaze u ponuđenim odgovorima, nego najprije zaključiti koja je glavna ideja poruke/obavijesti, a zatim potražiti odgovor koji to najbolje izražava.

Strategija za uspješno svladavanje prvog niza zadataka (Task 1):

- ▶ pažljivo pročitati poruke/obavijesti (i više puta po potrebi)
- ▶ pažljivo pročitati pitanja
- ▶ shvatiti osnovnu poruku svake poruke/obavijesti
- ▶ povezati tekst s onim odgovorom koji najbolje izražava osnovno značenje poruke/obavijesti
- ▶ provjeriti sve još jednom

## Riješeni primjer prvog niza zadataka

### Task 1

#### Questions 1-5

Read the messages (1-5). What is the main idea of each message? Match the statements (A-F). There is one letter you do not need. There is an example at the beginning (0).

**C** 0 Hi Anna. I need to talk to you as soon as possible. Please **contact me** when you get this message. **My** home **number** is: 5567 323.

Key words: **contact me, my number**

main idea: make contact with me calling me on the phone

**E** 1 I've heard **you're coming** to Zagreb next week. I'd like to **invite** you to **my place**.

Key words: **you, coming, invite, my place**

main idea: while you are in town, be in my house

**B** 2 **We** need to **talk**. I'll be at the old café at 6 p.m. Please, **come**. Andy.

Key words: **we, talk, café, come**

main idea: I need to see you and talk to you

**D** 3 Sorry, the bus broke down again. I'll be about 20 minutes **late**. Please, **don't leave**.

Key words: **I, late, don't leave**

main idea: I am late, wait for me

**F** 4 Good afternoon Madam. I'll need to **check your passport**, please.

Key words: **check your passport**

main idea: I need to see your passport

**A** 5 I had a wonderful time with you this summer. I hope **we'll** stay in contact. If you wish you can **contact** me. My **address** is: Matije Gupca 8, Zagreb.

Key words: **we, contact, address**

main idea: contact me by sending a letter

- A** Write to me
- B** Meet me
- C** Call me
- D** Wait for me
- E** Stay with me
- F** Show me
- G** Help me

	A	B	C	D	E	F	G
0			X				
1					X		
2		X					
3				X			
4						X	
5	X						