

# ZBRAJANJE I ODUZIMANJE

PRIBROJI ILI ODUZMI BROJ 5  
I UPIŠI RJEŠENJA. PRVI SU TI  
REZULTATI VEĆ UPISANI.




## DODAJ 5

BROJ	REZULTAT
11	16
5	
9	
14	



OVDJE ZALIJEPI  
NALJEPNICU SA  
ZNAKOM +.

OVDJE ZALIJEPI  
NALJEPNICU SA  
ZNAKOM -.



## ODUZMI 5

BROJ	REZULTAT
8	3
17	
5	
10	

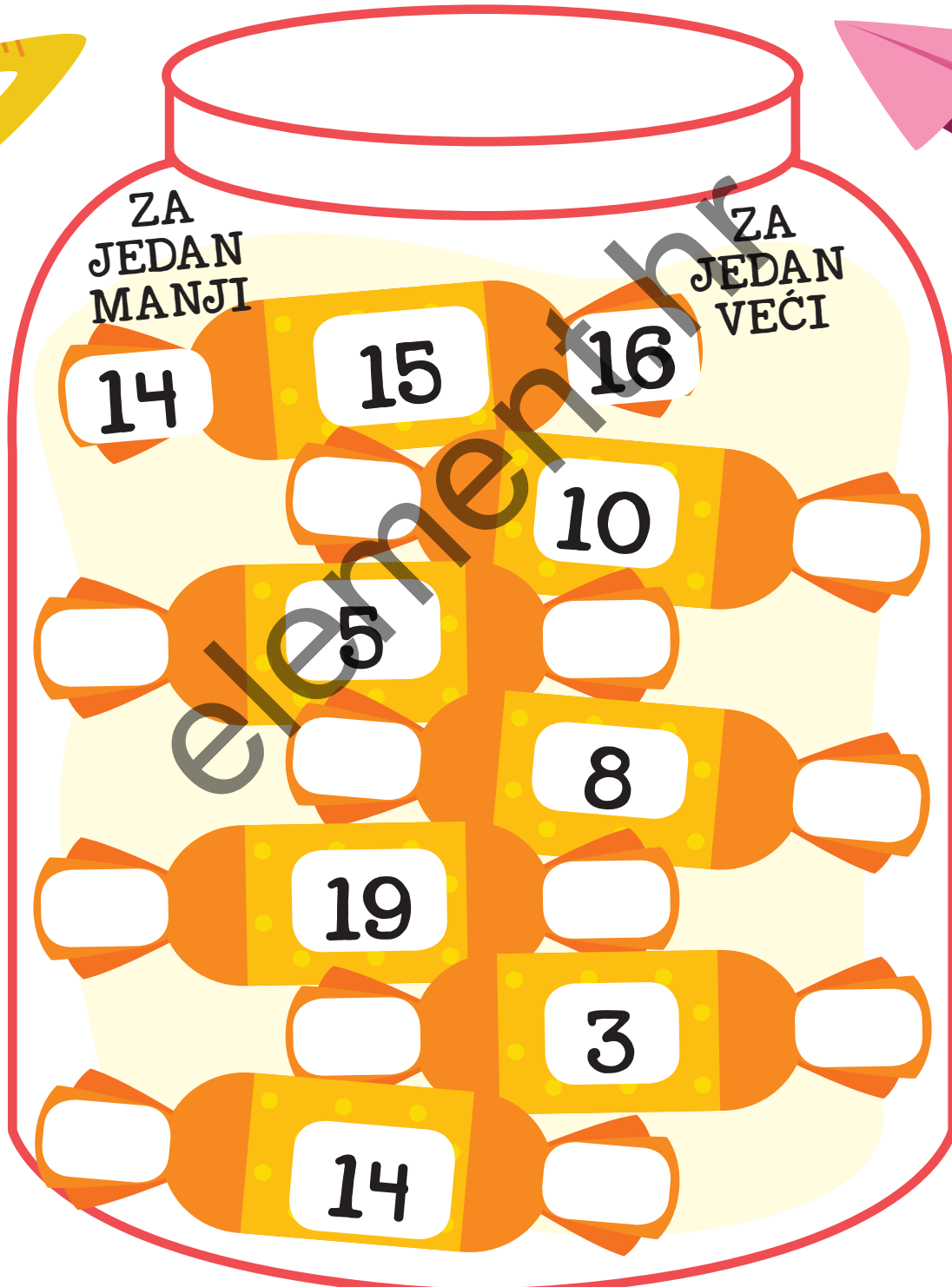

# KUĆA BROJEVA

ZALIJEPI NA LJEPNICE BROJEVA KOJI NEDOSTAJU.

1	2		4	5	6	7		9	10
11		13		15	16		18	19	
	22	23		25		27		29	30
31		33			36		38	39	
		43		45		47			50
51	52	53	54			57	58	59	
61			64	65	66		68		70
	72	73			76			79	
81	82	83		85		87	88		90
91		93		95	96		98		100

# ZA JEDAN MANJI I ZA JEDAN VEĆI

NA BOMBONE U STAKLENKI UPIŠI BROJEVE KOJI SU ZA JEDAN MANJI I ZA JEDAN VEĆI OD ZADANIH BROJEVA.





# RASPORED

BROJI PO 3, OBOJI I OTKRIJ UZORAK.

1	2	3	4	5
6	7	8	9	10
11	12	13	14	15
16	17	18	19	20
21	22	23	24	25

UPIŠI RJEŠENJA S OBOJENIH POLJA.

$1 \cdot 3 = 3$

$2 \cdot 3 =$

$3 \cdot 3 =$

$4 \cdot 3 =$

$5 \cdot 3 =$



# SPAJANJE PAROVA

SPOJI SVE PAROVE BROJEVA KOJI  
ZBROJENI DAJU 20. JEDAN JE VEĆ SPOJEN.

15 12 9 1

3 6 8

14 7 16 13

11 17


10 2 5 18

19 10 4

A dotted line connects the number 15 to the number 5.

# OD NAJMANJEG DO NAJVEĆEG

NACRTAJ  OKO NAJMANJEG BROJA. NACRTAJ  OKO NAJVEĆEG BROJA. ZATIM POREDAJ I NA CRTE NAPIŠI BROJEVE OD NAJMANJEG DO NAJVEĆEG.



19

57

23

\_\_\_\_\_




12

52

22

\_\_\_\_\_



25

12

33

\_\_\_\_\_



46


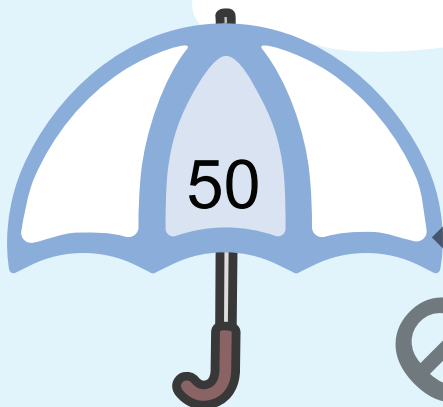
31

16

\_\_\_\_\_














# ZA 2 MANJI, ZA 2 VEĆI

UPIŠI ZA 2 MANJI BROJ S LIJEVE STRANE I ZA 2 VEĆI BROJ S DESNE STRANE SVAKOG ZADANOG BROJA.



# MJERENJE











KORISTEĆI SE BROJEVIMA OD 1 DO 3, POREDAJ  
PO VELIČINI OD NAJVIŠEG DO NAJNIŽEG.





# OBLICI


ZALIJEPI NALJEPNICE NA DVA JEDNAKA OBLIKA  
U SVAKOM REDU.




POGLEDAJ NA SAT I NAPIŠI KOLIKO JE SATI. ZALIJEPI ZVJEZDICU NA SAT KOJI POKAZUJE VRIJEME KADA POČINJE NASTAVA.

KOLIKO JE SATI?

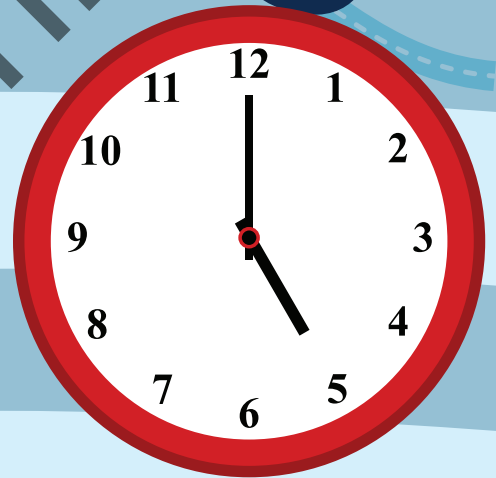
ŠKOLA




1 : 00




:




:



:



:



: